

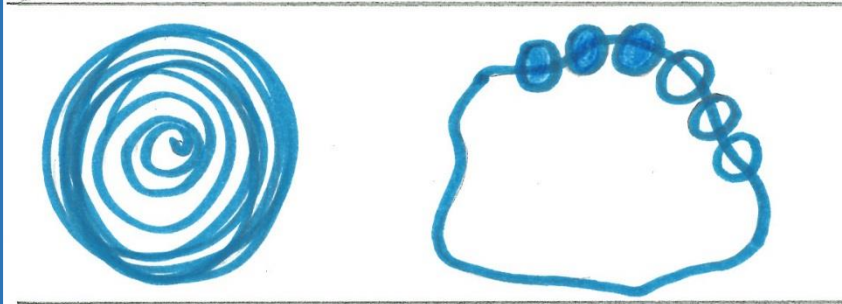










Malé cvičení z grafomotoriky I




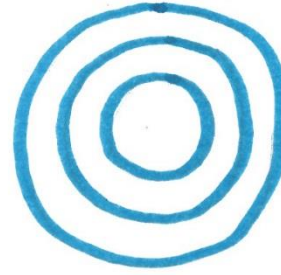

1. Dítě překresluje cvik na řádek pod obrázek.
2. Můžete také obrázek překreslit na papír velikosti A4 a dítěti zpočátku vést ruku.







3



④

